

Application

Connection of several controllers of the TROVIS Series 5100, 5400 und 5500 over a modem to a control station



The TROVIS 5486 Line Splitter divides the RS-232-C signal of a modem interface X1 to two interface ports: port X3 for a controller which controls the modem, and port X2 for one or more controllers. This allows two or more controllers to be connected to a control station via a modem without requiring a coupling computer.

The controller at port X3 always functions with a RS-232-C signal. The modem function must be activated.

Controllers at port X2 can be equipped with either a RS-232-C or RS-485 interface. The modem function should be deactivated.

An example of application is shown on the following page.

The connecting cable (6-pin RJ-12 connector) as well as the modem cable (standard 9-pin SUB-D female connector) are included in the scope of delivery.

Versions

TROVIS 5486 Line Splitter with three interface ports, see Technical data table for further specifications

Accessories

Hub with single modular jack 1400-6169

- For wall mounting
- One RJ-12 jack

Hub with four modular jacks 1400-7140

- For top-hat rail mounting
- Four RJ-12 jacks

Cable converter RS-232/RS-485 (4-wire) 1400-7308

Length 1.5 m

Cable converter RS-232/RS-485 (2-wire) 1400-8800

Length 1.5 m

Bus connection cable with RJ-12/RJ-12 connectors:

- 0.8 m 8801-2804
- 1.6 m 8801-2805
- 3.0 m 8801-2806

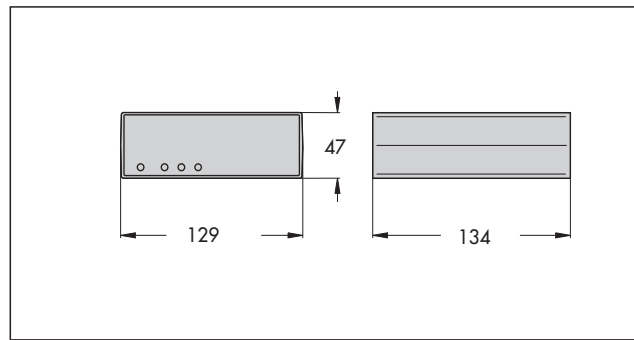


Fig. 1 · TROVIS 5486 Line Splitter

Technical data (TROVIS 5486 Line Splitter)

Data transmission	Asynchronous, full/half duplex or simplex
Interface X1	RS-232-C, 9-pin SUB-D female connector
Interface X2	RS-232-C / RS-485 signal Transmission over RJ-12 jack
Interface X3	RS-232-C, transmission over RJ-12 jack
Data transmission rate	0 to 100000 bit/s; code transparent
Transmission distance	X1: V.24/RS-232-C: 15 m X2: V.24/RS-232-C: 15 m; RS-485 (4-wire): 1200 m X3: V.24/RS-232-C: 15 m
Indicators	4 LEDs for power, TD, RD and status
Isolation	Electrical isolation of interface X2 from X1 and X3 as well as PE; supply isolation using transformers, PE conductor used to discharge interference current
Supply isolation	420 V effective
Power supply	230 V AC, 50/60 Hz, other power supplies available on request
Supply cable	1.8 m; separate
Power consumption	Max. 3.5 VA
Noise immunity	Corresponding to EN 61000-6-2
Noise emission	Corresponding to EN 61000-6-3
Ambient temperature	5 to 50 °C
Humidity	0 to 95 % relative air humidity
Case material	Plastic ABS, black, Back panel: aluminum
Mounting	With rubber pads or Velcro strips
Weight	0.4 kg

Dimensions in mm



Electrical connection

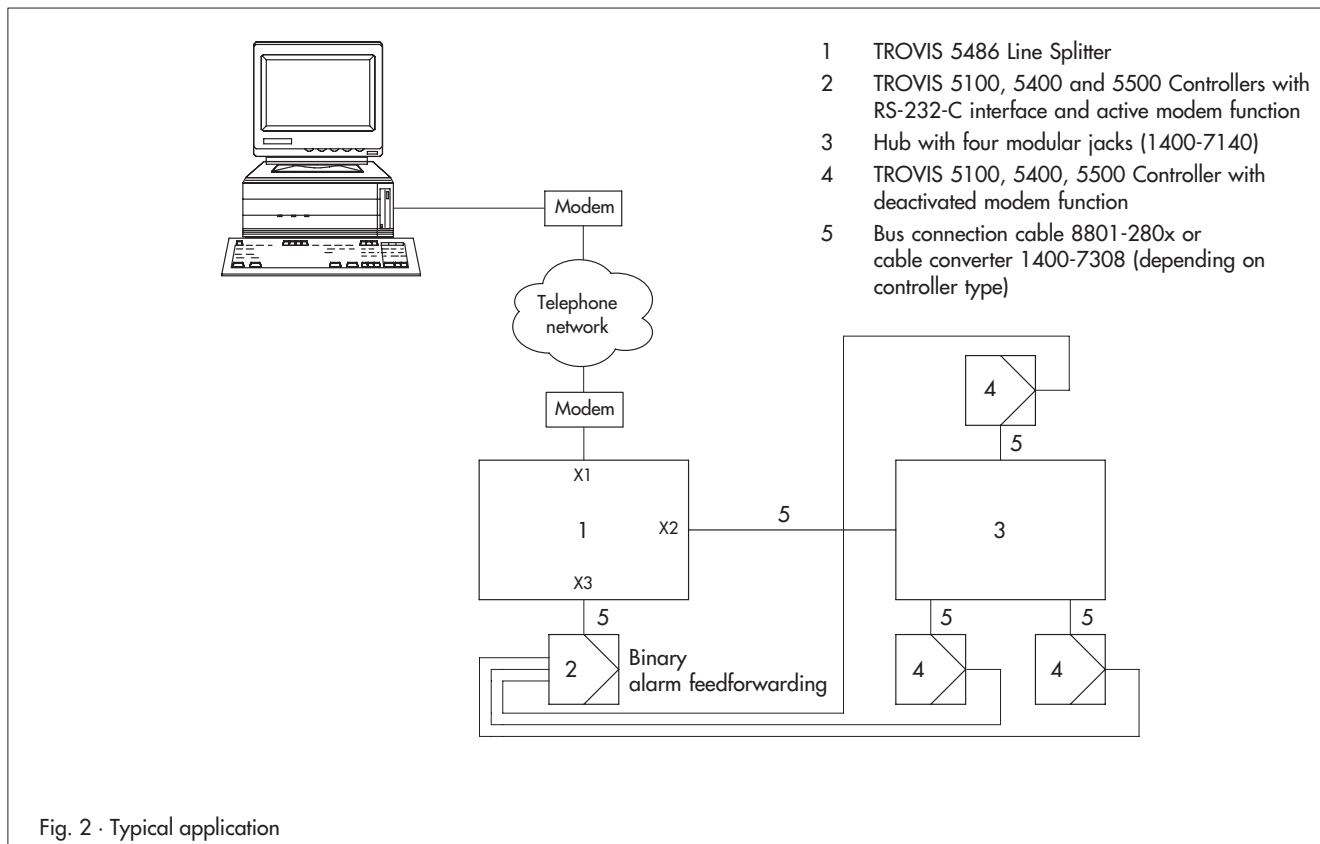
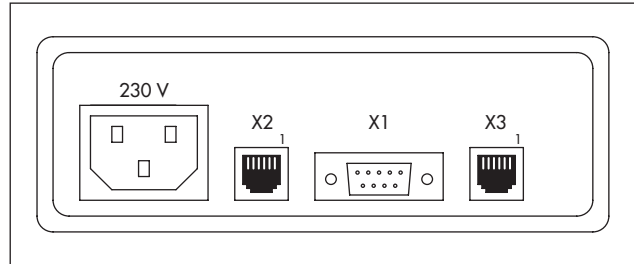


Fig. 2 · Typical application

